


SISTEMA INTERMUNICIPAL DE AGUAS Y SANEAMIENTO DE MONCLOVA Y FRONTERA COAHUILA

ESTADO DE INGRESOS PRESUPUESTAL SEMESTRAL

CUENTA PUBLICA CORRESPONDIENTE AL EJERCICIO DEL 2010

EJERCIDO	PRESUPUESTADO	VARIACION	%	CONCEPTO	ACUMULADO			
					EJERCIDO	PRESUPUESTADO	VARIACION	%
				INGRESOS				
60,486,425.00	58,624,562.00	1,861,863.00	3.18	4101000 Servicios de Agua	60,486,425.00	58,624,562.00	1,861,863.00	3.18
14,327,077.00	7,483,986.00	6,843,091.00	91.44	4102000 Servicios de Drenaje	14,327,077.00	7,483,986.00	6,843,091.00	91.44
36,026,469.00	38,667,264.00	-2,640,795.00	0.00	93000-41040 Ingresos por Rezagos	36,026,469.00	38,667,264.00	-2,640,795.00	0.00
14,133,223.00	12,268,137.00	1,865,086.00	15.20	4105000 Agua Residual	14,133,223.00	12,268,137.00	1,865,086.00	15.20
2,055,664.00	2,494,662.00	-428,998.00	-17.20	4106000 Saneamiento	2,055,664.00	2,494,662.00	-428,998.00	-17.20
0.00	0.00	0.00	0.00	Hidrantes Públicos	0.00	0.00	0.00	0.00
4,348,845.00	1,247,331.00	3,101,514.00	248.65	4107000 Ingresos por Contratación	4,348,845.00	1,247,331.00	3,101,514.00	248.65
3,381,785.00	623,666.00	2,758,119.00	442.24	4108000 Ingresos por Reconexión	3,381,785.00	623,666.00	2,758,119.00	442.24
5,158,219.00	17,044,144.00	-11,885,925.00	-69.74	109-4110-411 Servicios Diversos	5,158,219.00	17,044,144.00	-11,885,925.00	-69.74
5,822,535.00	0.00	5,822,535.00	0.00	420-430 Ingresos Varios	5,822,535.00	0.00	5,822,535.00	0.00
-9,243,864.00	-13,720,641.00	4,476,777.00	-32.63	4800000 Bonificaciones	-9,243,864.00	-13,720,641.00	4,476,777.00	-32.63
136,506,378.00	124,733,111.00	11,773,267.00	9.44	TOTAL DE INGRESOS	136,506,378.00	124,733,111.00	11,773,267.00	9.44

PRESIDENTE MUNICIPAL


C. JESUS RIOS ALVARADO

GERENTE


ING. MARIO EDUARDO ZAMUDIO MIECHIELSEN

SISTEMA INTERMUNICIPAL DE AGUAS Y SANEAMIENTO DE MONCLOVA Y FRONTERA COAHUILA

ESTADO DE EGRESOS PRESUPUESTAL SEMESTRAL


CUENTA PUBLICA CORRESPONDIENTE AL EJERCICIO DEL 2010

EJERCIDO	PRESUPUESTADO	VARIACION	%
133,936,723.00	123,599,287.00	10,337,436.00	8.36
69,017,846.00	66,956,386.00	2,061,460.00	3.08
46,515,362.00	37,421,161.00	9,094,201.00	24.30
7,785,028.00	8,421,740.00	-636,712.00	-7.56
0.00	0.00	0.00	0.00
186,894.00	600,000.00	-413,106.00	-68.85
44,924.00	0.00	44,924.00	0.00
10,386,669.00	10,200,000.00	186,669.00	1.83
0.00	0.00	0.00	0.00
0.00	0.00	0.00	0.00


CONCEPTO	
EGRESOS:	
SIMAS	
5100000	SERVICIOS PERSONALES
5200000	SERVICIOS GENERALES
5300000	MATERIALES Y SUMINISTROS
	GASTOS ORG. ESTATAL
5400000	GASTOS FINANCIEROS
5700000	OTROS GASTOS
5500000	DEPRECIACIONES
5600000	AMORTIZACIONES
	GASTOS NO DEDUCIBLES

ACUMULADO			
EJERCIDO	PRESUPUESTADO	VARIACION	%
133,936,723.00	123,599,287.00	10,337,436.00	8.36
69,017,846.00	66,956,386.00	2,061,460.00	3.08
46,515,362.00	37,421,161.00	9,094,201.00	24.30
7,785,028.00	8,421,740.00	-636,712.00	-7.56
0.00	0.00	0.00	0.00
186,894.00	600,000.00	-413,106.00	-68.85
44,924.00	0.00	44,924.00	0.00
10,386,669.00	10,200,000.00	186,669.00	1.83
0.00	0.00	0.00	0.00
0.00	0.00	0.00	0.00

PRESIDENTE MUNICIPAL


C. JESUS RIOS ALVARADO

GERENTE


ING. MARIO EDUARDO ZAMUDIO MIECHIELSEN